

# INTERNAL RANKING & GRADING REPORT in r/o GOVT DEGREE COLLEGE SHAHPUR

For the Academic Session 2023-24

## 1. Teaching Learning (Score 140)

Sr. No.	Activity	Distribution of Scores	Total Score
1.	Mode of teaching		25/25
		i. Lecture method only = 6	
		ii. Technology based teaching only = 6	
			(6+6=12)
		iii. Blended teaching = 12	12
		iv. Flipped Classroom = 8	08
		v. As per need of different groups of students = 5	05
2.	Curriculum Planning and Implementation:		29/45
	i. Teaching schedule = 10	i. Followed 100% = 10	10
			80-99% = 8
			60-79% = 6
			Up to 59% = 4
	ii. Whether learning outcomes defined = 5	ii. 100% = 5	5
			80-99% = 4
			60-79% = 3
			Up to 59% = 2
	iii. Curriculum enrichment practices (e.g. projects, surveys, educational tours and industry visits) = 16	iii. 4.0x No. of enrichment practices observed = 16	0
	iv. Internal assessment mechanism (quizzes, class test, presentation, assignments, MTT etc.) (Max. 8)	iv. Followed by all the Departments = 8	08
			Above 80% = 6
			60-79% = 4
			Up to 59% = 2
	v. Prompt communication of assessment/results to students = 6	v. Within 7 Days = 6	06
			8-14 Days = 3
			More than 14 Days = Nil
3.	Add-on Courses/Certificate Courses:		05/20
	i. No. of courses (to be specified separately)	i. No. of courses > 5 and student benefitted > 50% = 10+10	

*dy*

*b*  
Principal  
Govt. Degree College  
Shahpur

Sr. No.	Activity	Distribution of Scores	Total Score
		ii. No. of courses > 3 and student benefitted 41-50% = 7.5 + 7.5	
		iii. No. of courses < 3 and student benefitted 31-40% = 5+5	
	EEE	iv. No. of courses < 3 and student benefitted up to 30% = 2.5 + 2.5	05

Sr. No.	Activity	Distribution of Scores	Total Score
<b>4</b>	<b>Student Feedback (taken from students with 80% attendance):</b>		<b>22/25</b>
i.	Sample size	>25% = 05, 20-25% = 4, 15-19% = 3, 10-14% = 2, <10% = 1	4
ii.	Students satisfaction	91-100% = 10, 81-90% = 8, 71-80% = 6, 61-70% = 4, Less than 61% = 0	10
iii.	Action on feedback	Considered and action taken on doables: 81-100% = 10, 61-80% = 8, 51-60% = 6, 41-50% = 4	08
<b>5</b>	<b>Examination Results:</b>		<b>15/25</b>
i.	% of Students Passed	>81% = 9, 71-80% = 8, 61-70% = 7, 51-60% = 6, 41-50% = 4, 31-40% = 3, <30% = 0	07
ii.	% of Students with A Grade and Above	>20% = 8, 16-20% = 7, 11-15% = 6, 6-10% = 5, 1-5% = 4	08
iii.	No. of Students in University Merit	HPU/SPU merit list: 1st-3rd position = 8, 4th-10th position = 6	nil
<b>2</b>	<b>Student Support, Services and Progression (Score 280):</b>		
<b>1</b>	<b>Pre and Post Admission Counselling:</b>		<b>25/25</b>
i.	Admission schedule, courses available, student intake, eligibility conditions communicated through various media	Publicity through any 3 means = 5, Publicity through any 2 means = 3, Publicity through any 1 means = 2	05
ii.	Pre-admission counselling	Yes = 10, No = 0	10
iii.	Student oriented about: Institutions, Students facilities, Library, Introductory session with faculty and staff, Academic calendar, requirements of credits per course and CCA and other requirements post-admission	Post-admission counselling/Induction = 10	10
<b>2</b>	<b>Scholarships:</b>		<b>10/10</b>
i.	Awareness about different Scholarship Schemes and 100% coverage of all eligible students	5	05
ii.	Scholarships other than Government Schemes	5	05

*Handwritten signature*

Principal  
Govt. Degree College,  
Bhatnagar

3	<b>Sports and Cultural Activities:</b>		30/32
i.	% of students participating in sports activities	>20% = 10, 16-20% = 6, 11-15% = 2	10
ii.	% of students participating in cultural activities	>20% = 10, 16-20% = 6, 11-15% = 2	10
iii.	Medal/Trophy won in Sports/Cultural activities: a. National/Inter-University, b. State/Inter College, c. District level (also includes cluster level)	a. = 12, b. = 10, c. = 6	10

#### 4. Students Participating in NSS/NCC/Rangers & Rovers/Clubs:

Sr. No.	Activity	Distribution of Scores	Total Score
4.	<b>Students Participating in NSS/NCC/Rangers &amp; Rovers/Clubs:</b>		16/20
	i. NSS = 4		04
	ii. NCC = 4		A/F
	iii. Rangers & Rovers = 4		04
	iv. Road Safety = 4		04
	v. Red Ribbon/Eco/Youth Red Cross/any other club/society = 4		04

#### 5. NSS/NCC/Rangers & Rovers:

Sr. No.	Activity	Distribution of Scores	Total Score
5.	<b>NSS/NCC/Rangers &amp; Rovers participating in:</b>		12/18
	i. National camps/ RD Parade = 10		
	ii. State camps/Parade = 7		07
	iii. Award won in these activities		
		a) National = 8	
		b) State = 5	05
		c) Cluster level = 3	

#### 6. Anti-Drug Awareness Programmes:

Sr. No.	Activity	Distribution of Scores	Total Score
6.	<b>Anti-Drug Awareness Programmes:</b>		8/10
	i. No. of awareness programmes organized	i. 4 and above = 4; 3 = 3; 2 = 2; 1 = 1	4
	ii. % of students benefitted	ii. More than 50% = 4	4
	iii. Counselling of suspected addicts	iii. 2	-

#### 7. Gender Equity:

*ally*

*15*

Minister  
Govt. Degree College  
Sankar

Sr. No.	Activity	Distribution of Scores	Total Score
7.	<b>Gender Equity:</b>	Annexure 1.7	<b>10/10</b>
	i. No. of health/sensitization programmes organised	i. 3 and above = 3; 2 = 2; 1 = 1	03
	ii. % of students benefitted	ii. More than 20% = 3; 11-20 = 2	03
	iii. Women anti-sexual harassment committee constituted as per norms	iii. Yes = 2	02
	iv. Grievances Redressal as per timeline	iv. Yes = 2	02

#### 8. Mentor-Mentee Groups:

Sr. No.	Activity	Distribution of Scores	Total Score
8.	<b>Mentor-Mentee Groups:</b> Sessions conducted per group of students	4 and more sessions = 10; 3 = 8; 2 = 5; 1 = 3	<b>10/10</b>

#### 9. Coaching for National level competitive examinations/ HAS:

Sr. No.	Activity	Distribution of Scores	Total Score
9.	<b>Coaching for National level competitive examinations/ HAS</b>	10	nil

#### 10. Remedial Classes/Bridge Courses:

Sr. No.	Activity	Distribution of Scores	Total Score
10.	<b>Remedial Classes/Bridge Courses:</b> % of students benefitted	i. More than 20% = 10	
		ii. 16-20 = 8	
		iii. 11-15 = 6	
		iv. 6-10 = 4	<b>4</b>

#### 11. Capacity Building of Students:

Sr. No.	Activity	Distribution of Scores	Total Score
11.	<b>Capacity Building of Students:</b>		<b>10/20</b>
	i. Life Skills (Yoga, Martial Arts, Problem solving, Critical thinking, Decision making, Effective communication skills, coping with stress and emotions etc.)	i. = 10	10
	ii. Language-cum-Graduate attributes Development programmes	ii. = 10	nil

#### 12. Career Counselling & Placement Cell:

Sr. No.	Activity	Distribution of Scores	Total Score
12.	<b>Career Counselling &amp; Placement Cell:</b>		<b>04/20</b>
	i. No. of Career Counselling Sessions organised for each group of students	i. More than 5 = 6; less than 5 = 4	04

*ally*

Principal  
Govt. Degree College  
Shahpur

Sr. No.	Activity	Distribution of Scores	Total Score
	ii. Number of Placement Drives	ii. More than 2 = 4; less than 2 = 2	
		iii. Yes = 4; No = 0	
	iv. More than 50% = 6; Less than 50% = 3		
13.	<b>Student Progression</b>		<b>04/30</b>
	i. % of Students opted for Higher Education	>50% = 10; 30-50% = 8; 20-30% = 6; up to 20% = 4	04
	ii. No. of students who cleared National Level exams	5 x no. of students (Max 20 points)	nil
14.	<b>No. of Co-curricular and Sports Activities Organized</b>		<b>9/25</b>
	i. Inter-University Events (Zonal/National)	Inter-University Events = 10	
	ii. Inter-College events	Inter-College events = 6	
	iii. Intra-College Events	Intra-College Events = 3 each (Max. 9)	09
15.	<b>Annual Prize Distribution Function Organized</b>	Yes = 10; No = 0	<b>10</b>
16.	<b>College Magazine Published</b>	Yes = 10; No = 0	<b>10</b>
17.	<b>College website updated regularly or not</b>	Yes = 10; No = 0	<b>10</b>

### 3. Infrastructure & Resources (Score 160)

Sr. No.	Activity	Distribution of Scores	Total Score
1.	<b>Classrooms</b>		<b>10/10</b>
	Classroom: well maintained	Yes = 10; No = 0	10
2.	<b>Library Facilities</b>		<b>12/25</b>
	i. Whether adequate print books available	500 books per hundred students = 3; Less than 500 = 1	01
	ii. Whether daily newspapers (min. 5), magazines (min. 3), and journals (min. 3) available	Yes = 3; No = 0	nil
	iii. Whether access to e-resources available	Yes = 3	0

*ally*

Principal  
Govt. Degree College  
Shahpur

Sr. No.	Activity	Distribution of Scores	Total Score
	iv. Seating Capacity in the Library	10% or more of the student strength = 4	04
	v. Usage of library resources	100% = 7; 75% = 5; 50% = 3; 25% = 1	07
	vi. Digital Library having at least 5 computer systems with internet facility	Yes = 5	0
3.	<b>ICT Facilities Annexure 3.3</b>		<b>25/25</b>
	i. No. of Interactive Panels/Virtual Classrooms Multimedia Projectors/K-Yan	5 or more = 5; 4 = 4; 3 = 3; 2 = 2; 1 = 1	05
	ii. % of teachers using ICT facilities	>50% = 5; <50% = 0	05
	iii. No. of students benefited	>50% = 5; <50% = 0	05
	iv. No. of teachers using ICT facilities	Yes = 5	05
	v. No. of students benefited from ICT	100% = 5; 75% = 4	05

Sr. No.	Category	Criteria	Maximum Points
	<b>ICT Facilities</b>		<b>10/10</b>
	i. ICT Facilities	50% = 3, 25% = 2, <25% = 0	03
	ii. Internet Connections (Leased Line/Fibre/Wi-Fi)	Yes/No Yes = 2, No = 0	02
	iii. Use of ICT Facilities	Yes = 5	05
4	<b>Facilities for Specially-abled Students</b>		<b>4/4</b>
	i. Ramps/Wheelchairs/Support railing	Yes = 2	02
	ii. Separate Washrooms	Yes = 2	02
5	<b>Sports Facilities</b>		<b>12/20</b>
	i. Number of Games/Sports Activities Conducted	More than 5 = 8, Less than 5 = 4	08
	ii. Indoor Sports Facilities	Yes = 4	nil
	iii. Adequate Sports Equipment	Yes = 4	04

*ally*

*bs*  
Principal  
Govt. Degree College  
Shahpur

	iv. Gymnasium (Operational)	Yes = 4	nil
6	<b>Auditorium/Hostels/Seminar Hall/Staff Quarters</b>		<b>NIL/16</b>
	i. Auditorium	Yes = 4	nil
	ii. Hostels	2 points for each hostel (Max = 4)	nil
	iii. Staff Quarters	Yes = 4	nil
	iv. Seminar Hall	Yes = 4	nil
7	<b>Laboratories</b>		<b>20/20</b>
	i. Laboratories with Adequate Equipment	Yes = 10	10
	ii. Usage of Available Lab Infrastructure	100% = 10, 75% = 6, 50% = 5, 25% = 3, <25% = 0	10
8	<b>Computers</b>		<b>10/10</b>
	i. Adequate Numbers of Computers	One system per 30 students = 5; 31-40 = 3; 41-50 = 2; More than 50 = 1	05
	ii. Usage of Computer Hardware	100% = 5, 75% = 4, 50% = 2, 25% = 1, <25% = 0	05
9	<b>Other Facilities</b>		<b>06/ 10</b>
	Canteen, Staff Room, Faculty Room, Space for NCC/NSS, Rangers & Rovers, Examination Room, Medical Care Facilities	2 points per facility (Max = 10)	06
10	<b>Documentation of Academic, Co-curricular and Extracurricular Activities</b>	Yes = 20, No = 0	<b>20/20</b>

<b>4. Institutional Management</b>			<b>220</b>
1	i. Institutional Vision - Vision Document - Institutional Development Plan (IDP) - Plan of Action for Above	6 points each	<b>18/18</b>

Sr. No.	Category	Criteria	Maximum Points
2	<b>IQAC</b>		<b>10/12</b>
	i. Number of Meetings per Year	4 meetings = 6; 3 meetings = 4	04
	ii. Number of Programmes Organised (Trainings, Workshops, etc.)	2 per activity (Max 6)	06
3	<b>Management of Institutional Funds</b>		<b>14/16</b>

*Principal*  
Principal  
Govt. Degree College  
Shahpur

	i. Funds (BF, AF, PTA, etc.) used/spent for Institutional Development/Student Welfare	Utilized >90% of funds = 10; 71-90% = 8; 51-70% = 6; 31-50% = 4; <30% = 0	08
	ii. Periodic Audit	Yes = 2	02
	iii. Settlement of Bills/Advances within a Specified Time	Yes = 4	04
<b>4</b>	<b>Grievance Redressal of Students and Employees</b>		<b>Nil/10</b>
	i. Redressal within Week		10
	ii. Redressal within Month		4
	iii. No Redressal		0
<b>5</b>	<b>Green and Clean Campus</b>		<b>16/16</b>
	i. Green Initiatives of Institution (At least 3)	Yes = 6	06
	ii. Cleanliness in Washrooms, Buildings, Campus	Excellent = 10; Satisfactory = 6; Poor = 0	10
<b>6</b>	<b>Facilities for Students</b>		<b>12/18</b>
	i. Common Room for Girls	3 points for each facility	3
	ii. Adequate Toilets as per Students' Strength	3	3
	iii. Sanitary Napkin Vending Machine/Incinerator	3	3
	iv. CSCA Room with Proper Furniture	3	nil
	v. Student Centre for Co-curricular Activities and Regular Usage	3	-
	vi. Regular Use of Playground	3	3
<b>7</b>	<b>Regular Updation of Service Books/Service Records</b>	Yes = 3	<b>3</b>
<b>8</b>	<b>Timely Submission of ACRs</b>	Yes = 3	<b>3</b>
<b>9</b>	<b>Prompt Response to Official Correspondence</b>	Yes = 5	<b>5</b>
<b>10</b>	<b>Proper Maintenance of Official Records</b>	Yes = 10	<b>10</b>
<b>11</b>	<b>Proper Record of Students' Attendance and CCA</b>	Yes = 10	<b>10</b>
<b>12</b>	<b>Whether Ranked by NIRF, Other Agencies</b>	Yes = 10	<b>nil</b>
<b>13</b>	<b>Whether Accredited by NAAC</b>	A and above (Level 4 or 5) = 20; B+ & B++ (Level 3) = 16; B (Level 2) = 12; Accredited (Level 1) = 10	<b>10/20</b>

Sr. No.	Category	Criteria	Maximum Points
14	Whether AQARs are being submitted as per timeline annually or not	Yes = 12, No = 0	12
15	Recognition for Exemplary Contributions of the Staff and Students	4 points each	4
16	Involvement of Stakeholders		12/20
	i. PTA	PTA constituted as per norms = 1; PTA supportive = 1; Significant contribution of PTA = 10	12

*Alu*  
Principal  
Govt. Degree College  
Shafipur



	ii. OSA	OSA framed as per norms = 1; Financial contribution or equivalent per 100 alumni of Rs. 25,000/- = 3; Non-financial contribution (career counselling, placement, etc.) = 4	nil -
17	Feedback from Stakeholders other than Students and Action Taken	Yes = 4	NIL
18	Annual Review Meeting on Students' Outcomes	Yes = 25	nil
	(academics, co-curricular, extracurricular, extension activities)		

## 5 Best Practices, Innovation, and Institution Distinctiveness

80

1	Best Practices Description & Outcome of Best Practices (at least two)	10 points per best practice	20/20
2	Special Initiatives Taken For		12/24
	i. Energy conservation/use of Solar Energy		04
	ii. Solid Waste Segregation/Management		nil
	iii. Rainwater Harvesting and its Use for Gardening and Cleanliness		nil
	iv. Plastic-free Campus		04
	v. Blood Donation Camps		nil
	vi. Adoption of Village/Educational Institutions		04

3. Social Impact of Extension Activities: (On the basis of Community Feedback)	Minimum three activities = 10	nil
	2 activities = 8	
	1 activity = 5	
4. Special New Innovative Initiatives or Ideas Adopted in the College (Other than at Sr. No. 5.2 above):	4 points each initiative (max = 16)	nil
5. Collaborations:	5 points each (Max. 10 points)	10 / 10
- i. With Peer Educational / Research Institutions		10
- ii. Other Government Bodies/Industry		nil

## 6. Faculty Profile & Research Activities (Score 100):

1. % of Teachers with Ph. D.:	More than 70% = 5	2
	61-70% = 4	
	51-60% = 3	
	Less than 50% = 2	

*allu*

*Principal*  
Govt. Women's College  
Srinipal

2. Teachers as Research Guides:	4 points per research guidance (max = 8)	nil
3. No. of Orientation Programmes, Refresher Programmes, Faculty Development Programmes and Workshops		
of one week or more attended by Teachers (in last three years):	30% of faculty = 10	10
	20% of faculty = 8	
	10% of faculty = 6	
	5% of faculty = 4	
4. Projects/Patents/Fellowships/Associateships:		nil
- i. Major	10	
- ii. Minor	8	
- iii. Patents	10	NIL
- iv. Fellowships	5	
- v. Associateships	3	
5. No. of Paper Presented in Conferences/Seminars/Symposia (in last three years):		8/8
- i. International	2 points per paper presented	5 Papers
- ii. National/Regional/State level	1 point per paper presented	20 Papers
6. Seminars, Workshops, Conferences, and Trainings organised by the Institution:		4/6
- International Level	6	
- National Level	4	4
- State Level	3	
7. No. of Paper Published:		20/20
- i. UGC Care List Journals	5 points per paper	
- ii. Non-UGC Care List Journals	2 points per paper	17*2
- iii. Citations	1 point per 20 citations	
8. Teachers' Special Innovative Ideas (Brief description thereof):	5	nil

	5 points per book and 2 points per chapter	10/10
--	--	-------

*ally*

Principal  
Govt. Degree College

<b>10. Teachers Academic and Extension Activities:</b>		<b>10/10</b>
- i. Resource person	2 points each activity	06
- ii. Member of Board of Studies/Subject experts, etc.	4 points each activity	04
- iii. Popular articles	2 points each activity	-
<b>11. Awards by Recognised &amp; Reputed Organisations:</b>		<b>4/8</b>
- i. International	8	
- ii. National	6	
- iii. State (Dr. Satish)	4	<b>4</b>

**7. Miscellaneous (Score 120):**

1. Any Other Important Information or Initiative not Covered Above (e.g., Institution Incubation Centre, R&D-cum-innovation centre, B.Voc, Self Finance courses, Add-on courses, Internship, OJT, Green audit, Academic audit, etc.):	5 Each (Max. 50)	<b>nil</b>
2. Spot evaluation of institutions by the Officers from the Directorate of Higher Education/representative of the Director of Higher Education:	20	<b>nil</b>
3. AG Audit paras settled up to date:	Yes	<b>05</b>
4. Local Audit Paras settled up to date:		<b>nil</b>
5. Timeline adhered to in filing reply of court cases/RTI Applications/Public grievances received through Mukhyamantri Seva Sankalp 1100 and Centralised Public Grievance Redress and Monitoring System (CPGRAMS):	Yes	<b>05</b>
6. Invited speakers on various themes relevant to holistic development of students: Annexure 7.6	Yes	<b>10</b>
7. Skill Development Training (at least 20% students benefited):	Yes	<b>20</b>

Committee Members:

HOD/Convener

1. Smt Anjali Kumari Arora
2. Smt Bharana
3. Sh Sampu Khanna
4. Dr Shwami Bhatnagar
5. Dr Sushila Sharma
6. Dr Keshav Keshav

Principal  
Govt. Degree College  
Shahpur


Govt. Degree College Shahpur Dist. Kangra( HP)


Internal Ranking -2023-24






### Summary of Score Sheet

Sr. No.	Criteria	Maximum Score	Obtained Score
1	Teaching Learning	140	96
2	Student Support, Services and Progression	280	182
3	Infrastructure & Resources	160	129
4	Institutional Management	220	139
5	Best Practices, Innovation and Institution Distinctiveness	80	42
6	Faculty Profile & Research Activities	100	68
7	Miscellaneous	120	40
<b>Total</b>		<b>1100</b>	<b>696</b>

COMMITTEE MEMBERS

  
ICAC-CONVENER

  
Principal  
Govt. Degree College  
Shahpur

- 1 
- 2 
- 3 
- 4 
- 5 Rushika Sharma 
- 6 Keshav Kanchal 